

Drama Centre
Black Box
Technical
Specifications



100 Victoria Street #05-01
National Library Building
Singapore 188064

Technical Information

BLACK BOX

TABLE OF CONTENTS

STAGING

Page

- 2 Loading Area
Stage Specifications
- 3 Rigging
Specifications
Accessories

SOUND

Page

- 4 System & Inventory
Power
- 5 Microphones & Accessories
- 6 Distribution & Other Features

LIGHTING

Page

- 7 Production Lighting
- 8 Inventory
Supplied Accessories

Other

Page

- 10 Other Supporting Facilities
Dressing Rooms

BLACK BOX STAGING TECHNICAL SPECIFICATIONS

Black Box

Level 5

Retractable bleachers in an end-stage configuration
Seating Capacity
Free seating

120 seats

Capacity will be reduced by the use of the following

Wheelchair Space
House Left

2 Wheelchairs
(4 seats)

House Right

2 Wheelchairs
(4 seats)

LOADING AREA

The Loading Area is accessed by Bain Street. The Black Box's back stage area is accessed via the cargo lift located in the Basement 2 Car Park

Loading Dock Entrance Clear Height
Dock Height from floor
Loading Bay Opening

4.2m
0.48m
Width 4.2m, Height 2.7m

Door to Black Box Backstage

Width 1.40, Height 2.20m

Loading Goods Lift (Shared)

Height
Width
Depth
Loading

3m
2.6m
5.8m
4,000kg

Stage Specifications

FLOOR

Resilient floor with 36mm plywood top overlaid with Weathertex floorboards in 1.2m by 1.2m configuration

Loading of Stage Floor

5kN/m²

ROOM DIMENSIONS

Control room is on House Right (DSL)

Performance area is trapezium in shape.

Depth
Upstage centreline to Downstage centreline.

5.8m (with 1m clearance
from audience)

Width
Upstage right to upstage left
Downstage right to downstage left

9.3m
13.5m

RIGGING SPECIFICATIONS

GRID

Fixed 48mm O/D pipe grid

See ground plan for more accurate disposition of grid pipes.

Nominal height from stage floor

7m (under lower pipe)

The suspension of any equipment other than in-house stock is subject to prior approval.

DRAPERIES

Black wool serge drape surround on fixed traveler tracks.

Black wool serge legs

Quantity

2 pairs

Width

3m

Drop

8.8m

MUSIC ACCESSORIES

Hercules Music Stands

4

Chairs

10

DANCE MATS (Available upon prior arrangement)

****Please refer to drawings for layout***

Quantity

3

Colour

Black (Vinyl)

WORK PLATFORMS

Electricity operated one-man elevated working platform

1

Maximum height

11m

BLACK BOX SOUND TECHNICAL SPECIFICATIONS

SYSTEM & INVENTORY LIST

MIXING POSITION

Control Room

MIXING CONSOLE

Digital Mixing Console with 24 input channels

Soundcraft Si 24 Compact 1

PLAYBACK

Hirer to bring their own playback device (e.g. laptop.)

PROCESSING

Klark Teknik DN 6000 Graphic Equalizers 2

STANDARD RIG

Front of House Speakers are rigged at a default location, piped down 1.1metres from the grid

**Please see venue drawings for position of standard rig*

LOUDSPEAKERS

Standard House Rig powered by d&b E-PAC Amplifiers

FOH Speakers d&b C690 2

Subwoofers d&b Q-Sub 2

Stage Monitors d&b C690 2

Additional d&b Max 12 Stage Monitors are available. List upon request as these items are shared among venues.

POWER

Situated Downstage Left 230 Volt 50 Hz
16 amp 1 phase C-form outlet with Isolated earth. 1

Situated Downstage Right 230 Volt 50 Hz
16 amp 1 phase C-form outlet with Isolated earth. 1

MICROPHONES & MIC STANDS

Although Drama Centre provides a standard quantity of microphones and transducers, additional units may be requested subject to availability as they are shared among venues. The hirer should bring in any microphone that cannot be catered for.

Dynamic Microphones

SHURE SM57	5
SHURE SM58	1
SHURE SM58S	1

Condenser Microphones

Crown PCC 160	3
Sennheiser ME64	2
Sennheiser ME67	4
SHURE EZO/G	2

Direct Injection Box

Countryman DI Box	2
-------------------	---

SHURE UR4D RF SYSTEM

SHURE UR4D Receivers	4
SHURE UR1M Micro Body Pack Transmitters	4
SHURE UR2 SM 58 Handheld Transmitters	4

****up to 4 units of either Handhelds or Bodypacks may be used***

Subject to request and or availability (Shared Inventory)

SHURE UR3A Plug-On Transmitters	4
DPA 4066 Omni Directional Headset Microphones	4
SHURE WCE6T Head-worn Microphones (Tan)	4
SHURE WCB6B Head-worn Microphones (Black)	4
SHURE KSM 141	4
DPA VO 4099 Stereo Microphones	1 pair
AKG C 414 XLS	2
AKG C411 PP	4
Sennheiser MD 421	2
Sennheiser e906	2
SHURE Beta WB 98 H/C	2
SHURE Beta 52 A	2
Beta 98 AD/C	5

USE OF ADDITIONAL HIRED WIRELESS SYSTEM

*** Do consult Technical Production where additional hired RF units are required as these should not conflict the ones used in the Drama Centre Theatre**

***Only Duracell Batteries are specified for use with the SHURE Wireless System**

***Only 3M Transpore, Blenderm and Leukoplast surgical tape are allowed for use with wireless microphones**

***Charges for head-worn or head-set microphone capsules are as follows**

- \$45.00 daily rate (up to 3 days)
- \$135.00 weekly rate

***Where external RF systems are brought in, hirers are to provide an RF operator**

DISTRIBUTION & OTHER FEATURES

COMMUNICATIONS

Intercom & Accessories

ClearCom Matrix System
Single ring intercom belt packs
Heavy-duty single ear headsets
Lightweight single ear headsets

*** The Black Box Intercom System is set on a single ring and all operators are provided with Intercom Sets**

PAGING AND RELAY

Paging System

Programmable Paging System exists for Dressing Rooms and Corridors

Audio Show Relay

Show Relay is routed to dressing rooms and corridors

Video Monitors & Accessories

1 x 21" Video Monitor with static view of performance (Control Room)

Latecomers Video Show Relay

Live video and audio are relayed to TV monitors located at the foyer

ADDITIONAL INFORMATION

Cable Run (Grid to Control Room)

20 Meters

BLACK BOX LIGHTING TECHNICAL SPECIFICATIONS

PRODUCTION LIGHTING

Upgrades and other design changes may alter venue specifications over time. This information is subject to change, without notice. Hirers are urged to ensure they are in possession of the most recent documentation. Specific requirements must be verified on a show-by-show basis

EQUIPMENT SET UP & OPERATION

All in-house equipment will be operated by Drama Centre staff, including consoles. Concessions to this practice may be granted, under special circumstances, through prior consultation. All hired equipment will be setup under the direction of visiting personal but may be operated by either party.

ELECTRICAL SAFETY

All electrical equipment, brought on site, is expected to conform to local codes, be of good quality and good repair. Suspect equipment may be subjected to an Electrical Safety Test and the Drama Centre reserves the right to disallow its use

POWER SUPPLY

Local Power Supply	230 volt single phase, 50Hz
Standard stage fixture connector	16 amps CEE17
Standard household connector	13 amp UK type

DATA DISTRIBUTION

Interface	DMX 512
-----------	---------

CONSOLE

Computerized Lighting Control	GrandMA2 Full Size
-------------------------------	--------------------

HOUSE & WORK LIGHTS

ETC Unison 6-preset controller located in the lighting booth and backstage entrance

DIMMERS

AF Euro Racks with patchable outputs	4
ETC Sensor Dimmers	
ED15AF 3KW / 230V	96
Available dimmers for incoming lighting rigs	93
(3 dimmers used for worklights and houselights)	

Lighting Fixtures

Fixed Basic Rig Black Box consists of:
SELECON 1.2KW PC

9

***Note**

***The Selecon 1.2KW PCs are part of our permanent lighting fixture for the venue.
Any change to their focus or position must be restored at the end of your performance.
The extra charges for the manpower required for the restore will be borne by hirer.***

Profile/ Leko

ETC Source 4 Jr Zoom Spot 25 ⁰ –50 ⁰ 575W	10
ETC Source 4 Jr Fixed Spot 26 ⁰ 575W	10
ETC Source 4 Jr Fixed Spot 36 ⁰ 575W	10
ETC Source 4 Jr Fixed Spot 50 ⁰ 575W	10

Par

ETC Source 4 Par MCM MFL 575W with Barndoors <i>(VNSP, NSP, WFL lenses available; 15 each)</i>	15
Thomas Par 16(Birdie) 230V, 50W, MFL (36 ⁰ -40 ⁰)	6

Fresnel

ETC Source 4 Parnel, 24 ⁰ -47 ⁰ ,575W with Barndoors	10
Selecon Fresnel 7 ⁰ - 50 ⁰ 1.2KW with Barndoors	20



















Others

Martin Atomic 3000 strobe	1
Martin Jem ZR 24/7 hazer	1

****\$25.00 per day per haze machine***

SUPPLIED ACCESSORIES

Round Base Lighting Booms (2m ht, 0.6m diameter)	4
Floor mount	10
M size Iris Diaphragm for zooms & fixed spot	40
M size gobo holder	40

Rosco M size Gobos				
 <p>1) Blossoms 77774 Qty: 4</p>	 <p>2) Foliage Medium 77779 Qty: 4</p>	 <p>3) Jungle Leaves 77126 Qty: 3</p>	 <p>4) Leaf Breakup Small 77119 Qty: 4</p>	 <p>5) Leaf Breakup Medium 77805 Qty: 4</p>
 <p>6) Realistic Leaves 79660 Qty: 4</p>	 <p>7) Palm 77730 Qty: 2</p>	 <p>8) Soft Breakup 77811 Qty: 2</p>	 <p>9) Louvre 77215 Qty: 2</p>	 <p>10) Venetian 77139 Qty: 2</p>
 <p>11) lightning 3 77628 Qty: 2</p>	 <p>12) Half Moon 77154 Qty: 2</p>	 <p>13) Starry Sky 71054 Qty: 2</p>	 <p>14) Cloud 15 79065 Qty: 4</p>	 <p>15) Stars 4 77752 Qty: 4</p>
 <p>16) water 4 77958 Qty: 2</p>	 <p>17) Flames 4 77960 Qty: 3</p>	 <p>18) Ripples Small 78129 Qty: 3</p>		

DC Colour Filters List								
1	L010	Medium Yellow	26	L135	Deep Golden Amber	51	L197	Alice Blue
2	L061	Mist Blue	27	L136	Pale Lavender	52	L200	Double C.T Blue
3	L101	Yellow	28	L137	Special Lavender	53	L201	Full C.T Blue
4	L102	Light Amber	29	L138	Pale Green	54	L202	C.T Blue
5	L103	Straw	30	L139	Primary Green	55	L203	1/4 C.T Blue
6	L104	Deep Amber	31	L141	Bright Blue	56	L204	Full C.T Orange
7	L105	Orange	32	L142	Pale Violet	57	L205	1/2 C.T Orange
8	L106	Primary Red	33	L143	Pale Navy	58	L206	1/4 C.T Orange
9	L109	Light Salmon	34	L147	Apricot	59	L241	Lee Fluorescent 5700
10	L110	Middle Rose	35	L151	Gold Tint	60	L250	1/2 White Diffusion
11	L111	Dark Pink	36	L152	Pale Gold	64	L344	Violet (Discontinued)
12	L115	Peacock Blue	37	L153	Pale Salmon	62	L363	Special Medium Blue
13	L116	Medium Blue-Green	38	L154	Pale Rose			
14	L117	Steel Blue	39	L156	Chocolate	63	R33	No Colour Pink
15	L118	Light Blue	40	L158	Deep Orange	64	R63	Pale Blue
16	L119	Dark Blue	41	L161	Slate Blue	65	R114	Hamburg Frost
17	L120	Deep Blue	42	L162	Bastard Amber	66	R119	Light Hamburg Frost
18	L121	Lee Green	43	L164	Flame Red	67	R132	1/4 Hamburg Frost
19	L122	Fern Green	44	L165	Daylight Blue	68	R316	Gallo Gold
20	L124	Dark Green	45	L174	Dark Steel Blue			
21	L126	Mauve	46	L180	Dark Lavender			
22	L128	Bright Pink	47	L181	Congo Blue			
23	L130	Clear	48	L182	Light Red			
24	L132	Medium Blue	49	L191	Cosmetic Aqua Blue			
25	L134	Golden Amber	50	L195	Zenith Blue			

L = LEE

R = ROSCO.

OTHER SUPPORTING FACILITIES

A shared Laundry Room is located at Level 5. It is equipped with 2 washers, 2 dryers, an iron and an ironing board.

DRESSING ROOMS (LEVEL 5)

Dressing Room 7	15 pax
Dressing Room 8	15 pax