

Technical Information

THEATRE

TABLE OF CONTENTS

STAGING

Page

- 2 Loading Area
Staging Specifications
- 3 Rigging Specifications
- 4 Piano & Accessories

SOUND

Page

- 5 System & Inventory
- 6 Power
Microphones & Accessories
- 7 Distribution & Other Features

LIGHTING

Page

- 10 Production Lighting
- 11 Basic Rig
Additional Fixtures 12 Surtitled LED
Wall
Supplied Accessories

Other

Page

- 14 Other Supporting Facilities
Dressing Rooms

Last available Line Set 13m
 Rear Stage wall 14.9m

Width from Centreline to:

Wall Side Stage Left (PS) 17m Wall
 Side Stage Right (OP) 12m

HARD PROSCENIUM

Width 10.98m Height 8m

FALSE PROSCENIUM

Opening of Proscenium is adjustable

Minimum opening width 8.9m

FORESTAGE ELEVATOR

Elevator may be used as:

- An extension to the stage floor,
- Part of auditorium seating area when used with seating wagons or,
- An orchestra pit

Elevator

Seat Numbers (number of seats) 36 seats (PA 1 – 18, PB 1 - 18)
 Width 10.9m Depth from
 Setting Line to edge of forestage 3.15m
 Traveling speed 6m/min Travel load 6500kg
 Static load 20000kg

ROSTRUM

Quantity 1
 Width 0.65m
 Depth 0.5m
 Height 1.24m
 Front Facial Area 0.59m (width) x 1.067m (drop)

RIGGING SPECIFICATIONS

OPERATION

Control Raynok Motion Control System
 by Niscon Inc
 Joel Theatrical Power
 Flying System
 Location Offstage DSL (PS)

FLY LINESETS

Quantity (refer to fly bar plot for availability) 47 bars
 Distribution 0.25m (Starting at lineset 1)
 Dimension 11m (length) x 48mm (diameter)
 Maximum Capacity 500kg
 (Uniformly Distributed Load)

Speed
Height

Variable 1.5m/sec Maximum Fly
16.50m

SOFT GOODS

ITEM	DIMENSION (drop x width)	COLOUR	DESCRIPTION	Quantity
House Curtain	9m x 6m (x2)	Deep Blue	Velvet (50% fullness)	1 set
Tabs	9m x 7m	Black	Wool Serge	2 sets
House Border	2.34m x 12m	Black	Wool Serge	2 (overlap)
Border	4m x 12m	Black	Wool Serge	4
Border	2.38m x 12m	Black	Wool Serge	1
Legs	9m x 3m	Black	Wool Serge	8
Legs	12m x 3m	Black	Wool Serge	1
Gauze/Scrim	9m x 12m	White/Black	Sharkstooth	1 each
Full Black	9m x 14m	Black	Wool Serge	1
Cyclorama	8m x 12m	Opera White	Seamless Plastic	1

PIANO & ACCESSORIES

PIANO

Yamaha C3

Use of the piano is allowed based on arrangements made prior to Get In dates.

Drama Centre must have the piano tuned before every performance and the cost will be borne by the client. \$180.00 per tuning

The Piano has been tuned to A=441. If the pitch is required to be altered, the hirer will assume all costs of raising and restoring the 'default' pitch

MUSIC ACCESSORIES

Hercules Music Stands	5
Mitylite Foldable Black Chairs	40

DANCE MATS (Available upon prior arrangement) *Please refer to drawings for layout

Quantity	6
Colour	Black (Vinyl)

WORK PLATFORMS

Electricity operated one-man elevated working platform	1
Maximum height	14m

THEATRE SOUND TECHNICAL SPECIFICATIONS

System & Inventory List

MIXING POSITION

Default Front of House mixing position is situated rear of audience stall seating

****If a monitor desk is hired, cable run from FOH to Back-stage Left is 60metres***

MIXING CONSOLE

Yamaha M7CL-32 1

PLAYBACK

Hirer to provide their own playback device e.g. laptop.

****If Laptop Playback is extensively utilized for performance or cues, hirer should provide their own Playback Operator. Technical crew may be called in to operate this task and is additional manpower to the show call. A detailed and accurate cue sheet should be provided along with a script or run-down. Please see attached Cue Sheet for Referral or Usage***

STANDARD RIG

A standard sound rig exists.

All expenses related to varying, removing and restoring the House Rig are to be borne by the user.

****Please see venue drawings for position of standard rig***

LOUDSPEAKERS

Standard House Rig powered by d&b D12 Power Amplifiers

Front Fills and On Stage Monitoring powered by d&b E-PAC Amplifiers

Proscenium (Left)	d&b Q7	2
Sub Bass (Left)	d&b Q Sub	2
Proscenium (Right)	d&b Q7	2
Sub Bass (Right)	d&b Q Sub	2
Proscenium (Centre)	d&b Q1	4
Proscenium (Centre)	d&b Q7	1
Groundstack (Left)	d&b Q1	2
Groundstack (Left)	d&b Q Sub	2
Groundstack (Left)	d&b B2 Sub	1
Groundstack (Right)	d&b Q1	2
Groundstack (Right)	d&b Q Sub	2
Groundstack (Right)	d&b B2 Sub	1
Stalls Fill (Left)	d&b C690	1

Stalls Fill (Right)	d&b C690	1
Stalls/Circle 1 Fill (Left)	d&b Ci80	1
Stalls/Circle 1 Fill (Right)	d&b Ci80	1
Front Fills	d&b E3	5
Stage Monitors	d&b C690	6
Monitors Rigged on Circle 1	d&b C690	2

Additional d&b Max 12 Stage Monitors are available. List upon request as these items are shared among venues.

Additional EAW 10" Monitors are available. These cannot be flown on fly bars. 4

POWER

Situated Stage Right *60A 3 phase (into Distribution Box)
230 Volt 50 Hz

16 amp C-form outlets from distribution box
***Lighting Power Source**

MICROPHONES & MIC STANDS

Although Drama Centre provides a standard quantity of microphones and transducers, additional units may be requested subject to availability as they are shared among venues. The hirer should bring in any microphone that cannot be catered for.

Dynamic Microphones

Shure SM57	10
Shure SM58	10

Condenser Microphones

Crown PCC 160	5
Sennheiser Capsules ME62, ME64, ME66 and ME67	5
Sennheiser K6P Powering Modules	10
Shure EZO/G	6

Direct Injection Box

Countryman DI Box (Type 10)	5
Countryman DI Box (Type 85)	5

SHURE UR4D RF SYSTEM

Frequency Range

368.000 – 398.000MHz

SHURE UR4D Receivers	20
SHURE UR1M Micro Body Pack Transmitters	20
SHURE UR2 SM 58 Handheld Transmitters	16
MKE 2 with Shure connector (Black)	16

SHURE PSM 900 WIRELESS IN-EAR MONITORING SYSTEM

Frequency Range

702.000 – 742.000MHz

Shure PSM 900	6
---------------	---

*Ear pieces are not provided. Hirer to bring their own.

Subject to request and or availability (Shared Inventory)

SHURE UR3A Plug-On Transmitters	4
DPA 4066 Omni Directional Headset Microphones	5
SHURE WCE6T Head-worn Microphones	10
SHURE WCB6T Sub-Miniature Lavalier Microphones	8
SHURE KSM 32 Cardioid Studio Condenser Microphones	2
Shure KSM 141	4
DPA VO 4099 Stereo Microphones	1 pair
AKG C414 XLS	2
AKG C411 PP	4
Sennheiser MD 421	2
Sennheiser e906	2
Shure Beta WB 98 H/C	2
Shure Beta 52 A	2
Beta 98 AD/C	5

****Only Duracell Batteries are specified for use with the Shure Wireless System *Only 3M Transpore, Blenderm and Leukoplast surgical tape are allowed for use with the wireless microphones***

****Charges for head-worn or head-set Microphones are as follows***

- ***\$45.00 daily rate (up to 3 days)***
- ***\$135.00 weekly rate***

EXTERNAL WIRELESS SYSTEMS

**** Do consult Technical Production where additional hired RF units are required as these should not conflict the ones provided by the Drama Centre *Where external RF systems are brought in, hirers are to provide an RF operator***

DISTRIBUTION & OTHER FEATURES

COMMUNICATIONS

Stage Managers desk (PS)	Production Video Monitor Cue Light Master Station Paging System House and Worklight Controls Foyer Chime Control Intercom Master
Stage Managers desk (Control Room)	Production Video Monitor Cue Light Master Station Foyer Chime Control Show Relay Speaker Ring intercom belt packs single channel Single channel speaker stations
Cue lights & Accessories	Cue Light Out Station Units
Intercom & Accessories	ClearCom Matrix System Ring intercom belt packs single channel Heavy-duty single ear headsets Lightweight single ear headsets Single channel speaker stations

**** The Theatre Intercom System is set on a single ring and all Sound, Lighting, Fly and Followspot operators are provided with Intercom Sets***

WIRELESS INTERCOM SYSTEM

ClearCom Tempest CM-222 2-CH Base station	1
ClearCom Tempest CCT-RT Remote Transceiver	1
ClearCom Tempest CP-222 Intercom Pack	4
ClearCom Tempest CC-300-X4 Headset	4

****Charges for battery use applies***

PAGING AND RELAY

Paging System	Programmable Paging System exists for Dressing Rooms and Corridors
---------------	--

Audio Show Relay	Show Relay is routed to dressing rooms and corridors
Video Monitors & Accessories	1 x 21" Video Monitor with static view of performance (Side-Stage Left)
	1 x 21" Video Monitor with static view of performance (Side-Stage Right)
Latecomers Video Show Relay	Live video and audio are relayed to TV monitors located at stall and circle foyers

ADDITIONAL INFORMATION

Projectors

Projectors brought by hirers can be rigged at the Front of House or Backstage for rear projection

Cable Run (FOH Circle Rigging Position to Lighting Control Position)	15 Meters Cable
Run (Backstage to Lighting Control Position)	70 Meters Cable Run
(Backstage to SL SM Desk Position)	20 Meters

Show Title: _____

Cue No.	Cue	Track No.	Notes
1			
2			
3			
4			
5			
6			
7			
8			
9			
10			
11			
12			
13			
14			
15			
16			
17			
18			
19			
20			
21			
22			
23			
24			
25			
26			

27			
28			
29			
30			

THEATRE LIGHTING TECHNICAL SPECIFICATIONS

PRODUCTION LIGHTING

Upgrades and other design changes may alter venue specifications over time. This information is subject to change, without notice. Hirers are urged to ensure they are in possession of the most recent documentation. Specific requirements must be verified on a show-by-show basis

EQUIPMENT SET UP & OPERATION

All in-house equipment will be operated by Drama Centre staff, including consoles and followspots. Concessions to this practice may be granted, under special circumstances, through prior consultation. All hired equipment will be setup under the direction of visiting personal but may be operated by either party

ELECTRICAL SAFETY

All electrical equipment, brought on site, is expected to conform to local codes, be of good quality and good repair. Suspect equipment may be subjected to an Electrical Safety Test and the Drama Centre reserves the right to disallow its use

POWER SUPPLY

Local Power Supply	230 volt, single phase, 50 Hz
60A 3-phase supply on fly gallery	2 60A
3-phase supply on stage level	2
Standard stage fixture connector	16 amps CEE17
Standard household connector	13 amp UK type

DATA DISTRIBUTION

Interface	DMX 512
-----------	---------

CONSOLE

Computerized Lighting Control	Grand MA2 Lite
-------------------------------	----------------

HOUSE & WORK LIGHTS

ETC Unison 6-preset controller located in the lighting booth and stage manager's desk

DIMMERS

AF Euro Racks with patchable outputs	6
ETC Sensor Dimmers	
ED15AF 3Kw / 230v	528 ED25AF
5Kw / 230v	24
ER25AF 5Kw / 230v Relay Module	24

BASIC RIG

A basic rig exists. Any change is subject to prior agreement and possible charges for restoration

Profile/Leko	ETC Source 4 fixed spot, 750w 10°	5
	ETC Source 4 fixed spot, 750w 19°	6
	ETC Source 4 fixed spot, 750w 26°	16
	ETC Source 4 fixed spot, 750w 36°	48
	ETC Source 4 zoom spot, 750w 15°-30°	24
	ETC Source 4 zoom spot, 750w 25°-50°	16
	ETC Source 4 fixed spot, 750w 26°	6

(Fitted with Auto Yokes, motorized IRIS & scroller)

Fresnels	Selecon Fresnel, 7-50° 1200w with barndoors	8
	Robert Juliat 329HF, 7°-49° 2kw with barndoors	12
Parcan	Thomas PAR 64, 1000w (CP62 MFL)	4
CYC Units	Selecon Aurora CYC Floods, 1250w	6
Groundrow	Selecon Aurora Groundrow, 1250w	6
Followspot	Robert Juliat Aramis, 4.5° to 8° 2500w HMI	2
Moving Fixtures	*Martin Mac 700 Profile	12
	*Martin Mac TW1	12

MOVING LIGHT CHARGES

****\$15.00 daily or \$75.00 weekly charge per Martin Mac 700 / Viper DX***

****Charge applicable only when fixtures are used***

****Martin TW1s are not chargeable***

SPARE FIXTURES

Profile/Leko	ETC Source 4 fixed spot, 750w 19°	14
	ETC Source 4 zoom spot, 750w 50°	4
	ETC Source 4 19° lens only	6
	ETC Source 4 26° lens only	4

	ETC Source 4 36° lens only	4
	ETC Source 4 50° lens only	2
Parcan	Thomas PAR 64, 1000w fixture	20
	CP60 VNSP bulb 10 CP61 NSP bulb 10 CP62 MFL bulb 20 CP62 WFL bulb 10	
Fresnels	Selecon Fresnel 1200w with barndoors	12
Flood lights	Selecon Aurora Single cell flood (Symmetrical)	16
Moving Fixtures	*Martin Mac 700 profile	2
	*Martin Mac Viper Wash DX	14
	*Martin Mac TW1	2
Others	Striplights, 10 bulb, 5 circuits (MR16 bulb, 230V, 50W, 36°-40°)	10
	Thomas Par 16(Birdie) (MR16 bulb, 230V, 50W, 36°-40°)	10
	Ultra Violet Discharge Lamp 400W, non dimmable	6
	Martin Atomic 3000 Strobe	2
	Smoke Factory Tour Hazer II	2

***\$25.00/day per haze machine**

Surtile LED Wall

Input: composite, SDI, VGA, DVI and HDMI inputs.











Size: 1.152m (wide) and 2.304m (high) / side.









Pixel count: 192 pixels (wide) by 384 pixel (high) and total of 73728 pixels/ side.

Please request for the Microsoft PowerPoint template from your Production Coordinator



SUPPLIED ACCESSORIES

Iris Diaphragm for ETC Zoom and Fixed Spot	10	A
size Gobo Holder for ETC Source 4	20	
B size Gobo Holder for ETC Source 4	20	
Floor Mount	10	

Rosco A size Gobos				
				
1) Blossoms 77774 Qty: 7	2) Foliage Medium 77779 Qty: 6	3) Jungle Leaves 77126 Qty: 2	4) Leaf Breakup Small 77119 Qty: 7	5) Leaf Breakup Medium 77805 Qty: 8
				
6) Realistic Leaves 79660 Qty: 7	7) Palm 77730 Qty: 2	8) Soft Breakup 77811 Qty: 8	9) Louvre 77215 Qty: 2	10) Venetian 77139 Qty: 2

 11) lightning 1 77178 Qty: 1	 12) Half Moon 77154 Qty: 2	 13) Starry Sky 71054 Qty: 2	 14) Windy Clouds 78229 Qty: 1	 15) Stars 4 77752 Qty: 2
 16) Skyline 1 77302 Qty: 2	 17) Childish Clouds 78169 Qty: 2	 18) Ripple Small 78129 Qty: 1		

Various B size Gobos

 19) Pools of Light (GAM 779) Qty: 2	 20) Breakup Rose Swirl Medium (Apollo 2232) Qty: 2	 21) Star Group (Apollo 2420) Qty: 2	 22) Starry Sky (Rosco 71054) Qty: 3	 23) Nimbus (Rosco 77602) Qty: 2
--	--	--	--	--

DC Colour Filters List

1	L010	Medium Yellow	26	L135	Deep Golden Amber	51	L197	Alice Blue
2	L061	Mist Blue	27	L136	Pale Lavender	52	L200	Double C.T Blue
3	L101	Yellow	28	L137	Special Lavender	53	L201	Full C.T Blue
4	L102	Light Amber	29	L138	Pale Green	54	L202	C.T Blue
5	L103	Straw	30	L139	Primary Green	55	L203	1/4 C.T Blue
6	L104	Deep Amber	31	L141	Bright Blue	56	L204	Full C.T Orange
7	L105	Orange	32	L142	Pale Violet	57	L205	1/2 C.T Orange
8	L106	Primary Red	33	L143	Pale Navy	58	L206	1/4 C.T Orange
9	L109	Light Salmon	34	L147	Apricot	59	L241	Lee Fluorescent 5700
10	L110	Middle Rose	35	L151	Gold Tint	60	L250	1/2 White Diffusion
11	L111	Dark Pink	36	L152	Pale Gold	61	L344	Violet
12	L115	Peacock Blue	37	L153	Pale Salmon	62	L363	Special Medium Blue
13	L116	Medium Blue-Green	38	L154	Pale Rose			
14	L117	Steel Blue	39	L156	Chocolate	63	R33	No Colour Pink
15	L118	Light Blue	40	L158	Deep Orange	64	R63	Pale Blue
16	L119	Dark Blue	41	L161	Slate Blue	65	R114	Hamburg Frost
17	L120	Deep Blue	42	L162	Bastard Amber	66	R119	Light Hamburg Frost
18	L121	Lee Green	43	L164	Flame Red	67	R132	1/4 Hamburg Frost
19	L122	Fern Green	44	L165	Daylight Blue	68	R316	Gallo Gold
20	L124	Dark Green	45	L174	Dark Steel Blue			
21	L126	Mauve	46	L180	Dark Lavender			
22	L128	Bright Pink	47	L181	Congo Blue			
23	L130	Clear	48	L182	Moon-Light Blue			
24	L132	Medium Blue	49	L191	Cosmetic Aqua Blue			
25	L134	Golden Amber	50	L195	Zenith Blue			

L = LEE
R = ROSCO

DC Scroller String		
Frame	Colour Name	Gel No.
1	CLEAR	L130
2	APRICOT	L147
3	MEDIUM YELLOW	L010
4	PALE LAVENDER	L136
5	MAUVE	L126
6	FULL C.T BLUE	L201
7	DARK BLUE	L119
8	MEDIUM BLUE GREEN	L116
9	DARK PINK	L111
10	FLESH PINK	L192
11	PRIMARY RED	L106

OTHER SUPPORTING FACILITIES

A shared Laundry Room is located at Level 5. It is equipped with 2 washers, 2 dryers, an iron and an ironing board.

Dressing Rooms (Level 3)

Dressing Room 1			15 pax	
Dressing Room 2			15 pax	
Dressing Room 3			2 pax	
Dressing Room 4			2 pax	Dressing
Room 5			6 pax	
Dressing Room 6	6 pax Green Room	15 pax		